

# JOTINDRA STEEL & TUBES LIMITED

Regd. Office & Works: 14/3, Mathura Road, Faridabad- 121 003 ( Haryana) India  
Phone : +95-129-2477800,2477806, Fax : +95-129-. CIN: L27104HR1970PLC005240  
E-mail : jotindra@jotindra.com; Web-site:www.jstltd.com

---

April 16, 2018

To

The Manager  
Metropolitan Stock Exchange of India Limited  
Vibgyor Towers, 4th floor, Plot No C 62, G - Block,  
Opp. Trident Hotel, Bandra Kurla Complex, Bandra (E),  
Mumbai – 400 098

**Sub: Filing of Shareholding Pattern of the Company for the Quarter ended March 31, 2018 under Regulation 31 of SEBI (LODR) Regulations, 2015**

Dear Sir,


In terms of Regulation 31 of the SEBI Listing Regulations 2015, please find enclosed herewith the Shareholding Pattern of the equity shares of the Company for the quarter ended on March 31, 2018.

Kindly acknowledge the receipt of the distribution schedule referred to above and take the same on your record.

Thanking you,

Yours faithfully,  
for **JOTINDRA STEEL & TUBES LTD.**

  
( Shweta Garg )  
Company Secretary.



**Format of holding of specified securities**


1. Name of Listed Entity: **Jotindra Steel And Tubes Limited**
2. Scrip Code/Name of Scrip/Class of Security: **JOTINDRA**
3. Share Holding Pattern Filed under: Reg. 31(1)(a)/Reg. 31(1)(b)/Reg.31(1)(c)
  - c. If under 31(1)(b) then indicate the report for Quarter ending: **31/03/2018**
  - d. If under 31(1)(c) then indicate date of allotment/extinguishment-N/A

4. **Declaration:** The Listed entity is required to submit the following declaration to the extent of submission of information:-

	<b>Particulars</b>	<b>Yes*</b>	<b>No*</b>
1	Whether the Listed Entity has issued any partly paid up shares?		No
2	Whether the Listed Entity has issued any Convertible Securities or Warrants?		No
3	Whether the Listed Entity has any shares against which depository receipts are issued?		No
4	Whether the Listed Entity has any shares in locked-in?	Yes	
5	Whether any shares held by promoters are pledge or otherwise encumbered?	Yes	

\* If the Listed Entity selects the option 'No' for the questions above, the columns for the partly paid up shares, Outstanding Convertible Securities/Warrants, depository receipts, locked-in shares, No of shares pledged or otherwise encumbered by promoters, as applicable, shall not be displayed at the time of dissemination on the StockExchange website. Also wherever there is 'No' declared by Listed Entity in above table the values will be considered as 'Zero' by default on submission of the format of holding of specified securities.

5. The tabular format for disclosure of holding of specified securities is as follows:-



**JOTINDRA STEEL & TUBES LIMITED**  
**SHAREHOLDING PATTERN AS ON 31/03/2018**  
**Table - I Summary Statement holding of specified securities**


Category (I)	Category of Shareholder (II)	No of Shareholders (III)	No. of fully paid Equity Share Held (IV)	No. Of Partly Paid Equity Shares Held (V)	No. Of shares underlying Depository Receipts (VI)	Total Nos. Shares Held (VII) = IV+V+VI	Shareholding as a % of total no of Shares (calculated as per SCRR 1957) (VIII) as a % of (A+B+C2)	No of Voting Rights held in each class of securities (IX)				No of shares underlying outstanding convertible securities (including warrants) (X)	Shareholding as a % assuming full conversions of convertible securities (as a % of diluted equity capital) (XI)=VII+X as a % of (A+B+C2)	No. of Locked in Shares (XII)		No of Shares pledged or otherwise encumbered (XIII)		No of Equity Shares Held in Dematerialized form (XIV)
								Class X	Class Y	Total	Total as a % of (A+B+C)			No. (a)	As a % of total shares held (b)	No. (a)	As a % of total shares held (b)	
(A)	Promoter & Promoter Group	9	2345179	0	0	2345179	48.1285	2345179	0	2345179	48.1285	0	48.1285	520833	22.2087	55193	2.3535	2289986
(B)	Public	2469	2527570	0	0	2527570	51.8715	2527570	0	2527570	51.8715	0	51.8715	0	0.0000	0	0.0000	1985788
(C)	Non Promoter - Non Public	0	0	0	0	0	0.0000	0	0	0	0.0000	0	0.0000	0	0.0000	0	0.0000	0
(C1)	Shares Underlying DRs	0	0	0	0	0	0.0000	0	0	0	0.0000	0	0.0000	0	0.0000	0	0.0000	0
(C2)	Share Held By Employees Trusts	0	0	0	0	0	0.0000	0	0	0	0.0000	0	0.0000	0	0.0000	0	0.0000	0
	Total	0	0	0	0	0	0.0000	0	0	0	0.0000	0	0.0000	0	0.0000	0	0.0000	0
	<b>Total A+B+C1+C2</b>	<b>2478</b>	<b>4872749</b>	<b>0</b>	<b>0</b>	<b>4872749</b>	<b>100.0000</b>	<b>4872749</b>	<b>0</b>	<b>4872749</b>	<b>100.0000</b>	<b>0</b>	<b>100.0000</b>	<b>520833</b>	<b>10.6887</b>	<b>55193</b>	<b>1.1327</b>	<b>4275774</b>



JOTINDRA STEEL & TUBES LIMITED  
SHAREHOLDING PATTERN AS ON 31/03/2018

Table - II Statement showing shareholding pattern of the Promoter and Promer Group


S.No.	Category & Name of the Shareholder (I)	PAN (II)	No of Shareholders (III)	No. of fully paid Equity Share Held (IV)	No. Of Partly Paid Equity Shares Held (V)	No. Of shares underlying Depository Receipts (VI)	Total Nos. Shares Held (VII) = IV+V+VI	Shareholding as a % of total no of Shares (calculated as per SCRR 1957) (VIII) as a % of (A+B+C2)	No of Voting Rights held in each class of securities (IX)				No of shares underlying outstanding convertible securities (including warrants) (X)	Shareholding as a % assuming full conversions of convertible securities (as a % of diluted equity capital) (XI)=VII+X as a % of (A+B+C2)	No. of Locked in Shares (XII)		No of Shares pledged or otherwise encumbered (XIII)		No of Equity Shares Held in Dematerialized form (XIV)
									Class X	Class Y	Total	Total as a % of (A+B+C)			No. (a)	As a % of total shares held (b)	No. (a)	As a % of total shares held (b)	
(1)	Indian																		
(a)	Individual		5	1824346	0	0	1824346	37.4398	1824346	0	1824346	37.4398	0	37.4398	0	0.0000	55193	3.0254	1769153
	Akhil Kumar Sureka	ABKPS2301R		523626	0	0	523626	10.7460	523626	0	523626	10.7460	0	10.7460	0	0.0000	0	0.0000	523626
	Navneet Kumar Sureka	ANWPS5531K		391987	0	0	391987	8.0445	391987	0	391987	8.0445	0	8.0445	0	0.0000	6368	1.6245	385619
	Parmeshwari Devi Sureka	APNPS0415D		290	0	0	290	0.0060	290	0	290	0.0060	0	0.0060	0	0.0000	0	0.0000	290
	Premalata Sureka	APNPS0422C		150	0	0	150	0.0031	150	0	150	0.0031	0	0.0031	0	0.0000	150	100.0000	0
	Vishnu Kumar Sureka	AATPS7024H		908293	0	0	908293	18.6403	908293	0	908293	18.6403	0	18.6403	0	0.0000	48675	5.3590	859618
(b)	Huf		0	0	0	0	0	0.0000	0	0	0	0.0000	0	0.0000	0	0.0000	0	0.0000	0
(c)	Central Govt /state Govt/ President Of India		0	0	0	0	0	0.0000	0	0	0	0.0000	0	0.0000	0	0.0000	0	0.0000	0
(d)	Financial Inst/banks		0	0	0	0	0	0.0000	0	0	0	0.0000	0	0.0000	0	0.0000	0	0.0000	0
(e)	Any other		0	0	0	0	0	0.0000	0	0	0	0.0000	0	0.0000	0	0.0000	0	0.0000	0
	Other - Body Corporate		4	520833	0	0	520833	10.6887	520833	0	520833	10.6887	0	10.6887	520833	100.0000	0	0.0000	520833
	Biharji Ispat Udyog Limited	AABC0830D		130208	0	0	130208	2.6722	130208	0	130208	2.6722	0	2.6722	130208	100.0000	0	0.0000	130208
	Jst Engineering Services Ltd	AAACJ0299D		130209	0	0	130209	2.6722	130209	0	130209	2.6722	0	2.6722	130209	100.0000	0	0.0000	130209
	Quality Synthetic Industries Limited	AAACQ0508Q		130208	0	0	130208	2.6722	130208	0	130208	2.6722	0	2.6722	130208	100.0000	0	0.0000	130208
	Srinarayan Rajkumar Merchants Private Limited	AAECS2238K		130208	0	0	130208	2.6722	130208	0	130208	2.6722	0	2.6722	130208	100.0000	0	0.0000	130208
	Sub - Total		9	2345179	0	0	2345179	48.1285	2345179	0	2345179	48.1285	0	48.1285	520833	22.2087	55193	2.3535	2289986
(2)	Foreign																		
(a)	Individual(nri/ Foreign Individual)		0	0	0	0	0	0.0000	0	0	0	0.0000	0	0.0000	0	0.0000	0	0.0000	0
(b)	Government		0	0	0	0	0	0.0000	0	0	0	0.0000	0	0.0000	0	0.0000	0	0.0000	0
(c)	Institutions		0	0	0	0	0	0.0000	0	0	0	0.0000	0	0.0000	0	0.0000	0	0.0000	0
(d)	Foreign Portfolio Investors		0	0	0	0	0	0.0000	0	0	0	0.0000	0	0.0000	0	0.0000	0	0.0000	0
(e)	Any Other		0	0	0	0	0	0.0000	0	0	0	0.0000	0	0.0000	0	0.0000	0	0.0000	0
	Sub - Total		0	0	0	0	0	0	0	0	0	0	0	0	0	0	0	0	0
	Total Shareholding of Promoter and Promotor Group		9	2345179	0	0	2345179	48.1285	2345179	0	2345179	48.1285	0	48.1285	520833	22.2087	55193	2.3535	2289986



JOTINDRA STEEL & TUBES LIMITED  
SHAREHOLDING PATTERN AS ON 31/03/2018

Table - III Statement showing shareholding pattern of the Public shareholding

S.No.	Category & Name of the Shareholder (I)	PAN (II)	No of Shareholders (III)	No. of fully paid Equity Share Held (IV)	No. Of Partly Paid Equity Shares Held (V)	No . Of shares underlying Depository Receipts (VI)	Total Nos. Shares Held (VII) = IV+V+VI	Shareholding as a % of total no of Shares (calculated as per SCRR 1957) (VIII) as a % of (A+B+C2)	No of Voting Rights held in each class of securities (IX)				No of shares underlying outstanding convertible securities (including warrants) (X)	Shareholding as a % assuming full conversions of convertible securities (as a % of diluted equity capital) (XI)=VII+X as a % of (A+B+C2)	No. of Locked in Shares (XII)		No of Shares pledged or otherwise encumbered (XIII)		No of Equity Shares Held in Dematerialized form (XIV)
									Class X	Class Y	Total	Total as a % of (A+B+C)			No. (a)	As a % of total shares held (b)	No. (a)	As a % of total shares held (b)	
(1)	Institutions																		
(a)	Mutual Funds		0	0	0	0	0	0.0000	0	0	0	0.0000	0	0.0000	0	0.0000	0	0.0000	0
(b)	Venture Capital Funds		0	0	0	0	0	0.0000	0	0	0	0.0000	0	0.0000	0	0.0000	0	0.0000	0
(c)	Alternate Investment Funds		0	0	0	0	0	0.0000	0	0	0	0.0000	0	0.0000	0	0.0000	0	0.0000	0
(d)	Foreign Venture Capital Investors		0	0	0	0	0	0.0000	0	0	0	0.0000	0	0.0000	0	0.0000	0	0.0000	0
(e)	Foreign Portfolio Investors		0	0	0	0	0	0.0000	0	0	0	0.0000	0	0.0000	0	0.0000	0	0.0000	0
(f)	Financial Inst/banks		1	950	0	0	950	0.0195	950	0	950	0.0195	0	0.0195	0	0.0000	0	0.0000	0
(g)	Insurance Companies		0	0	0	0	0	0.0000	0	0	0	0.0000	0	0.0000	0	0.0000	0	0.0000	0
(h)	Provident Funds/ Pension Fund		0	0	0	0	0	0.0000	0	0	0	0.0000	0	0.0000	0	0.0000	0	0.0000	0
(i)	Any other												0.0000	0	0.0000	0	0.0000	0	0.0000
	Sub-total (B)(1)		1	950	0	0	950	0.0195	950	0	950	0.0195	0	0.0195	0	0.0000	0	0.0000	0
(2)	Central Govt /state Govt/ President Of India		0	0	0	0	0	0.0000	0	0	0	0.0000	0	0.0000	0	0.0000	0	0.0000	0
	Sub-total (B)(2)		0	0	0	0	0	0.0000	0	0	0	0.0000	0	0.0000	0	0.0000	0	0.0000	0
(3)	Non-institutions																		
(a)	(i) Individual-Holding Nom. Val. upto Rs.2 lakhs		2439	590153	0	0	590153	12.1113	590153	0	590153	12.1113	0	12.1113	0	0.0000	0	0.0000	184981
	(ii) Individual-Holding Nom. Val. greater than Rs.2 lakhs		14	1596015	0	0	1596015	32.7539	1596015	0	1596015	32.7539	0	32.7539	0	0.0000	0	0.0000	1461015
	Anand Bansal	AHYPB4902B		59000	0	0	59000	1.2108	59000	0	59000	1.2108	0	1.2108	0	0.0000	0	0.0000	59000
	Arvind Kumar	AEHPK9032M		88775	0	0	88775	1.8219	88775	0	88775	1.8219	0	1.8219	0	0.0000	0	0.0000	88775
	Deepa Subramanian S	CITPS3923E		337500	0	0	337500	6.9263	337500	0	337500	6.9263	0	6.9263	0	0.0000	0	0.0000	337500
	Hare Ram	AEYPR6338C		95200	0	0	95200	1.9537	95200	0	95200	1.9537	0	1.9537	0	0.0000	0	0.0000	95200
	Hemant Venkataramani Lalithraj	AARPL0112F		337500	0	0	337500	6.9263	337500	0	337500	6.9263	0	6.9263	0	0.0000	0	0.0000	337500
	Rajbir Singh	AXDPS7258J		52000	0	0	52000	1.0672	52000	0	52000	1.0672	0	1.0672	0	0.0000	0	0.0000	52000
	Rakesh Goel	AHQPG6997D		54900	0	0	54900	1.1267	54900	0	54900	1.1267	0	1.1267	0	0.0000	0	0.0000	54900
	Sneha Santosh Tiroadkar	ABWPT6389C		337500	0	0	337500	6.9263	337500	0	337500	6.9263	0	6.9263	0	0.0000	0	0.0000	337500
(b)	Nbfc Registered With Rbi		0	0	0	0	0	0.0000	0	0	0	0.0000	0	0.0000	0	0.0000	0	0.0000	0
(c)	Employees Trust		0	0	0	0	0	0.0000	0	0	0	0.0000	0	0.0000	0	0.0000	0	0.0000	0
(d)	Overseas Depository Holding DRs		0	0	0	0	0	0.0000	0	0	0	0.0000	0	0.0000	0	0.0000	0	0.0000	0
(e)	Any Other																		
	Other - Body Corp		12	2632	0	0	2632	0.0540	2632	0	2632	0.0540	0	0.0540	0	0.0000	0	0.0000	1972
	Other - N R I - REPATARIABLE		1	337500	0	0	337500	6.9263	337500	0	337500	6.9263	0	6.9263	0	0.0000	0	0.0000	337500
	Digvijay Singh	AKMPS7219P		337500	0	0	337500	6.9263	337500	0	337500	6.9263	0	6.9263	0	0.0000	0	0.0000	337500
	Other - Individual HUF		2	320	0	0	320	0.0066	320	0	320	0.0066	0	0.0066	0	0.0000	0	0.0000	320
	Sub-total (B)(3)		2468	2526620	0	0	2526620	51.852	2526620	0	2526620	51.852	0	51.8520	0	0.0000	0	0.0000	1985788
	Total Public Shareholding		2469	2527570	0	0	2527570	51.8715	2527570	0	2527570	51.8715	0	51.8715	0	0.0000	0	0.0000	1985788



**JOTINDRA STEEL & TUBES LIMITED**  
**SHAREHOLDING PATTERN AS ON 31/03/2018**

**Table - IV Statement showing shareholding pattern of the Non Promter - Non Public shareholder**

S.No.	Category & Name of the Shareholder (I)	PAN (II)	No of Shareholders (III)	No. of fully paid Equity Share Held (IV)	No. Of Partly Paid Equity Shares Held (V)	No . Of shares underlying Depository Receipts (VI)	Total Nos. Shares Held (VII) = IV+V+VI	Shareholding % as of total no of Shares (VIII) as a % of (A+B+C2)	No of Voting Rights held in each class of securities (IX)				No of shares undelying outstanding convertible securities (including warrants) (X)	Shareholding as a % assuming full conversions of convertible securities (as a % of diluted equity capital) (XI)=VII+X as a % of (A+B+C2)	No. of Locked in Shares (XII)		No of Shares pledged or otherwise encumbered (XIII)		No of Equity Shares Held in Dematerialized form (XIV)
									Class X	Class Y	Total	Total as a % of (A+B+C)			No. (a)	As a % of total shares held (b)	No. (a)	As a % of total shares held (b)	
(1)	Custodian/DR Holder	-	-	-	-	-	-	-	-	-	-	-	-	-	-	-	-	-	-
(a)	names	-	-	-	-	-	-	-	-	-	-	-	-	-	-	-	-	-	-
(2)	Employees Benefit Trust (under SEBI Based employees benefit ) Regulation 2014	-	-	-	-	-	-	-	-	-	-	-	-	-	-	-	-	-	-
(a)	names	-	-	-	-	-	-	-	-	-	-	-	-	-	-	-	-	-	-
		-	-	-	-	-	-	-	-	-	-	-	-	-	-	-	-	-	-
	<b>Total Non-Promoter Non Public shareholding C = C1+C2</b>	-	-	-	-	-	-	-	-	-	-	-	-	-	-	-	-	-	-

