



JOTINDRA STEEL & TUBES LIMITED

Regd. Office & Works: 14/3, Mathura Road, Faridabad- 121 003 (Haryana) India

Phone :0129-2477800,2477806, CIN: L27104HR1970PLC005240

E-mail :jotindra@jotindra.com; Web-site:www.jstltd.com

Dated: April 18, 2019

To

Calcutta Stock Exchange Ltd.
7, Lyons Range,
Kolkata – 700 001

Sub: Filing of Shareholding Pattern of the Company for the Quarter ended March 31, 2019 under Regulation 31 of SEBI (LODR) Regulations, 2015

Dear Sir,

In terms of Regulation 31 of the SEBI Listing Regulations 2015, please find enclosed herewith the Shareholding Pattern of the equity shares of the Company for the quarter ended on March 31, 2019.

Kindly acknowledge the receipt of the shareholding pattern referred to above and take the same on your record.
Thanking you,

Yours faithfully,

For JOTINDRA STEEL & TUBES LTD.


(Shweta Garg)
COMPANY SECRETARY



Delhi Office :602, Chiranjiv Tower, 43, Nehru Place, New Delhi-110 019, India. Ph.: +91-11-26221934,+91-11-26414057 Fax : +91-11-26234244.


MANUFACTURERS & EXPORTERS OF :BLACK& G.I. STEEL TUBES

: M.S. CASTING, ALLOY STEEL CASTINGS & SPECIAL CASTING

JOTINDRA STEEL & TUBES LIMITED
SHAREHOLDING PATTERN AS ON 31/03/2019
Table - I Summary Statement holding of specified securities

Category (I)	Category of Shareholder (II)	No of Shareholders (III)	No. of fully paid Equity Share Held (IV)	No. Of Partly Paid Equity Shares Held (V)	No . Of shares underlying Depository Receipts (VI)	Total Nos. Shares Held (VII) = IV+V+VI	Shareholding as a % of total no of Shares (calculated as per SCRR 1957) (VIII) as a % of (A+B+C2)	No of Voting Rights held in each class of securities (IX)				No of shares undelying outstanding convertible securities (including warrants) (X)	Shareholding as a % assuming full conversions of convertible securities (as a % of diluted equity capital) (XI)=VII+X as a % of (A+B+C2)	No. of Locked in Shares (XII)		No of Shares pledged or otherwise encumbered (XIII)		No of Equity Shares Held in Dematerialized form (XIV)
								Class X	Class Y	Total	Total as a % of (A+B+C)			No. (a)	As a % of total shares held (b)	No. (a)	As a % of total shares held (b)	
(A)	Promoter & Promoter Group	9	2345179	0	0	2345179	48.1285	2345179	0	2345179	48.1285	0	48.1285	520833	22.2087	55193	2.3535	2289986
(B)	Public	2406	2527570	0	0	2527570	51.8715	2527570	0	2527570	51.8715	0	51.8715	0	0.0000	0	0.0000	2063089
(C)	Non Promoter - Non Public	0	0	0	0	0	0.0000	0	0	0	0.0000	0	0.0000	0	0.0000	0	0.0000	0
(C1)	Shares Underlying DRs	0	0	0	0	0	0.0000	0	0	0	0.0000	0	0.0000	0	0.0000	0	0.0000	0
(C2)	Share Held By Employees Trusts	0	0	0	0	0	0.0000	0	0	0	0.0000	0	0.0000	0	0.0000	0	0.0000	0
	Total	0	0	0	0	0	0.0000	0	0	0	0.0000	0	0.0000	0	0.0000	0	0.0000	0
	Total A+B+C1+C2	2415	4872749	0	0	4872749	100.0000	4872749	0	4872749	100.0000	0	100.0000	520833	10.6887	55193	1.1327	4353075

Shwetla




JOTINDRA STEEL & TUBES LIMITED
SHAREHOLDING PATTERN AS ON 31/03/2019

Table - II Statement showing shareholding pattern of the Promoter and Promer Group

S.No.	Category & Name of the Shareholder (I)	PAN (II)	No of Shareholders (III)	No. of fully paid Equity Share Held (IV)	No. Of Partly Paid Equity Shares Held (V)	No. Of shares underlying Depository Receipts (VI)	Total Nos. Shares Held (VII) = IV+V+VI	Shareholding as a % of total no of Shares (calculated as per SCRR 1957) (VIII) as a % of (A+B+C2)	No of Voting Rights held in each class of securities (IX)				No of shares underlying outstanding convertible securities (including warrants) (X)	Shareholding as a % assuming full conversions of convertible securities (as a % of diluted equity capital) (XI)=VII+X as a % of (A+B+C2)	No. of Locked in Shares (XII)		No of Shares pledged or otherwise encumbered (XIII)		No of Equity Shares Held in Dematerialized form (XIV)	
									Class X	Class Y	Total	Total as a % of (A+B+C)			No. (a)	As a % of total shares held (b)	No. (a)	As a % of total shares held (b)		
(1)	Indian																			
(a)	Individual		5	1824346	0	0	1824346	37.4398	1824346	0	1824346	37.4398	0	37.4398	0	0.0000	55193	3.0254	1769153	
	Akhil Kumar Sureka	ABKPS2301R		523626	0	0	523626	10.7460	523626	0	523626	10.7460	0	10.7460	0	0.0000	0	0.0000	523626	
	Navneet Kumar Sureka	ANWPS5531K		391987	0	0	391987	8.0445	391987	0	391987	8.0445	0	8.0445	0	0.0000	6368	1.6245	385619	
	Parmeshwari Devi Sureka	APNPS0415D		290	0	0	290	0.0060	290	0	290	0.0060	0	0.0060	0	0.0000	0	0.0000	290	
	Premlata Sureka	APNPS0422C		150	0	0	150	0.0031	150	0	150	0.0031	0	0.0031	0	0.0000	150	100.0000	0	
	Vishnu Kumar Sureka	AATPS7024H		908293	0	0	908293	18.6403	908293	0	908293	18.6403	0	18.6403	0	0.0000	48675	5.3590	859618	
(b)	Huf		0	0	0	0	0	0.0000	0	0	0	0.0000	0	0.0000	0	0.0000	0	0.0000	0	
(c)	Central Govt /state Govt/ President Of India		0	0	0	0	0	0.0000	0	0	0	0.0000	0	0.0000	0	0.0000	0	0.0000	0	
(d)	Financial Inst/banks		0	0	0	0	0	0.0000	0	0	0	0.0000	0	0.0000	0	0.0000	0	0.0000	0	
(e)	Any other																			
	Other - Body Corporate		4	520833	0	0	520833	10.6887	520833	0	520833	10.6887	0	10.6887	520833	100.0000	0	0.0000	520833	
	Bihariji Ispat Udyog Limited	AABC80830D		130208	0	0	130208	2.6722	130208	0	130208	2.6722	0	2.6722	130208	100.0000	0	0.0000	130208	
	Jst Engineering Services Ltd	AAACJ0299D		130209	0	0	130209	2.6722	130209	0	130209	2.6722	0	2.6722	130209	100.0000	0	0.0000	130209	
	Quality Synthetic Industries Limited	AAACQ0508Q		130208	0	0	130208	2.6722	130208	0	130208	2.6722	0	2.6722	130208	100.0000	0	0.0000	130208	
	Srinarayan Rajkumar Merchants Private Limited	AAECS2238K		130208	0	0	130208	2.6722	130208	0	130208	2.6722	0	2.6722	130208	100.0000	0	0.0000	130208	
	Sub - Total		9	2345179	0	0	2345179	48.1285	2345179	0	2345179	48.1285	0	48.1285	520833	22.2087	55193	2.3535	2289986	
(2)	Foreign																			
(a)	Individual(nri/ Foriegn Individual)		0	0	0	0	0	0.0000	0	0	0	0.0000	0	0.0000	0	0.0000	0	0.0000	0	
(b)	Government		0	0	0	0	0	0.0000	0	0	0	0.0000	0	0.0000	0	0.0000	0	0.0000	0	
(c)	Institutions		0	0	0	0	0	0.0000	0	0	0	0.0000	0	0.0000	0	0.0000	0	0.0000	0	
(d)	Foreign Portfolio Investor		0	0	0	0	0	0.0000	0	0	0	0.0000	0	0.0000	0	0.0000	0	0.0000	0	
(e)	Any Other																			
	Sub - Total		0	0	0	0	0	0	0	0	0	0	0	0	0	0	0	0	0	
	Total Shareholding of Promoter and Promotor Group		9	2345179	0	0	2345179	48.1285	2345179	0	2345179	48.1285	0	48.1285	520833	22.2087	55193	2.3535	2289986	

Shweta




JOTINDRA STEEL & TUBES LIMITED
SHAREHOLDING PATTERN AS ON 31/03/2019

Table - III Statement showing shareholding pattern of the Public shareholding

S.No.	Category & Name of the Shareholder (I)	PAN (II)	No of Shareholders (III)	No. of fully paid Equity Share Held (IV)	No. Of Partly Paid Equity Shares Held (V)	No. Of shares underlying Depository Receipts (VI)	Total Nos. Shares Held (VII) = IV+V+VI	Shareholding as a % of total no of Shares (calculated as per SCRR 1957) (VIII) as a % of (A+B+C)	No of Voting Rights held in each class of securities (IX)				No of shares underlying convertible securities (including warrants) (X)	Shareholding as a % assuming full conversions of convertible securities (as a % of diluted equity capital) (XI)=VII+X as a % of (A+B+C)	No. of Locked in Shares (XII)		No of Shares pledged or otherwise encumbered (XIII)		No of Equity Shares Held in Dematerialized form (XIV)	
									Class X	Class Y	Total	Total as a % of (A+B+C)			No. (a)	As a % of total shares held (b)	No. (a)	As a % of total shares held (b)		
(1)	Institutions																			
(a)	Mutual Funds		0	0	0	0	0	0.0000	0	0	0	0.0000	0	0.0000	0	0.0000	0	0.0000	0	0.0000
(b)	Venture Capital Funds		0	0	0	0	0	0.0000	0	0	0	0.0000	0	0.0000	0	0.0000	0	0.0000	0	0.0000
(c)	Alternate Investment Funds		0	0	0	0	0	0.0000	0	0	0	0.0000	0	0.0000	0	0.0000	0	0.0000	0	0.0000
(d)	Foreign Venture Capital Investors		0	0	0	0	0	0.0000	0	0	0	0.0000	0	0.0000	0	0.0000	0	0.0000	0	0.0000
(e)	Foreign Portfolio Investors		0	0	0	0	0	0.0000	0	0	0	0.0000	0	0.0000	0	0.0000	0	0.0000	0	0.0000
(f)	Financial Inst/banks		1	950	0	0	950	0.0195	950	0	950	0.0195	0	0.0195	0	0.0000	0	0.0000	0	0.0000
(g)	Insurance Companies		0	0	0	0	0	0.0000	0	0	0	0.0000	0	0.0000	0	0.0000	0	0.0000	0	0.0000
(h)	Provident Funds/ Pension Fund		0	0	0	0	0	0.0000	0	0	0	0.0000	0	0.0000	0	0.0000	0	0.0000	0	0.0000
(i)	Any other																			
	Sub-total (B)(1)		1	950	0	0	950	0.0195	950	0	950	0.0195	0	0.0195	0	0.0000	0	0.0000	0	0.0000
(2)	Central Govt /state Govt/ President Of India		0	0	0	0	0	0.0000	0	0	0	0.0000	0	0.0000	0	0.0000	0	0.0000	0	0.0000
	Sub-total (B)(2)		0	0	0	0	0	0.0000	0	0	0	0.0000	0	0.0000	0	0.0000	0	0.0000	0	0.0000
(3)	Non-institutions																			
(a)	(i) Individual-Holding Nom. Val. upto Rs.2 lakhs		2375	516438	0	0	516438	10.5985	516438	0	516438	10.5985	0	10.5985	0	0.0000	0	0.0000	0	0.0000
	(ii) Individual-Holding Nom. Val. greater than Rs.2 lakhs		15	1664015	0	0	1664015	34.1494	1664015	0	1664015	34.1494	0	34.1494	0	0.0000	0	0.0000	0	0.0000
	Anand Bansal	AHYPB4902B		59000	0	0	59000	1.2108	59000	0	59000	1.2108	0	1.2108	0	0.0000	0	0.0000	0	0.0000
	Arvind Kumar	AEHPK9032M		88775	0	0	88775	1.8219	88775	0	88775	1.8219	0	1.8219	0	0.0000	0	0.0000	0	0.0000
	Deepa Subramanian S	CJTP53923E		337500	0	0	337500	6.9263	337500	0	337500	6.9263	0	6.9263	0	0.0000	0	0.0000	0	0.0000
	Hare Ram	AEYPR6338C		95200	0	0	95200	1.9537	95200	0	95200	1.9537	0	1.9537	0	0.0000	0	0.0000	0	0.0000
	Hemant Venkataramani Lalithraj	AARPL0112F		337500	0	0	337500	6.9263	337500	0	337500	6.9263	0	6.9263	0	0.0000	0	0.0000	0	0.0000
	Kailash Sah	BUCPS5291J		70000	0	0	70000	1.4366	70000	0	70000	1.4366	0	1.4366	0	0.0000	0	0.0000	0	0.0000
	Rajbir Singh	AXDPS7258J		52000	0	0	52000	1.0672	52000	0	52000	1.0672	0	1.0672	0	0.0000	0	0.0000	0	0.0000
	Rakesh Goel	AHQPG6997D		54900	0	0	54900	1.1267	54900	0	54900	1.1267	0	1.1267	0	0.0000	0	0.0000	0	0.0000
	Sneha Santosh Tirodkar	ABWPT6389C		337500	0	0	337500	6.9263	337500	0	337500	6.9263	0	6.9263	0	0.0000	0	0.0000	0	0.0000
(b)	Nbfc Registered With Rbi		0	0	0	0	0	0.0000	0	0	0	0.0000	0	0.0000	0	0.0000	0	0.0000	0	0.0000
(c)	Employees Trust		0	0	0	0	0	0.0000	0	0	0	0.0000	0	0.0000	0	0.0000	0	0.0000	0	0.0000
(d)	Overseas Depository Holding DRs		0	0	0	0	0	0.0000	0	0	0	0.0000	0	0.0000	0	0.0000	0	0.0000	0	0.0000
(e)	Any Other																			
	Other - Body Corp		12	8347	0	0	8347	0.1713	8347	0	8347	0.1713	0	0.1713	0	0.0000	0	0.0000	0	0.0000
	Other - N R I - REPATARIABLE		1	337500	0	0	337500	6.9263	337500	0	337500	6.9263	0	6.9263	0	0.0000	0	0.0000	0	0.0000
	Digvijay Singh	AKMPS7219P		337500	0	0	337500	6.9263	337500	0	337500	6.9263	0	6.9263	0	0.0000	0	0.0000	0	0.0000
	Other - Individual HUF		2	320	0	0	320	0.0066	320	0	320	0.0066	0	0.0066	0	0.0000	0	0.0000	0	0.0000
	Sub-total (B)(3)		2405	2526620	0	0	2526620	51.852	2526620	0	2526620	51.852	0	51.8520	0	0.0000	0	0.0000	0	0.0000
	Total Public Shareholding		2406	2527570	0	0	2527570	51.8715	2527570	0	2527570	51.8715	0	51.8715	0	0.0000	0	0.0000	0	0.0000

Shwetg



JOTINDRA STEEL & TUBES LIMITED
SHAREHOLDING PATTERN AS ON 31/03/2019

Table - IV Statement showing shareholding pattern of the Non Promter - Non Public shareholder

S.No.	Category & Name of the Shareholder (I)	PAN (II)	No of Shareholders (III)	No. of fully paid Equity Share Held (IV)	No. Of Partly Paid Equity Shares Held (V)	No . Of shares underlying Depository Receipts (VI)	Total Nos. Shares Held (VII) = IV+V+VI	Shareholding % as of total no of Shares (VIII) as a % of (A+B+C2)	No of Voting Rights held in each class of securities (IX)				No of shares undelying outstanding convertible securities (including warrants) (X)	Shareholding as a % assuming full conversions of convertible securities (as a % of diluted equity capital) (XI)=VII+X as a % of (A+B+C2)	No. of Locked in Shares (XII)		No of Shares pledged or otherwise encumbered (XIII)		No of Equity Shares Held in Dematerialized form (XIV)
									Class X	Class Y	Total	Total as a % of (A+B+C)			No. (a)	As a % of total shares held (b)	No. (a)	As a % of total shares held (b)	
(1)	Custodian/DR Holder																		
(a)	names																		
(2)	Employees Benefit Trust (under SEBI Based employees benefit) Regulation 2014																		
(a)	names																		
	Total Non-Promoter Non Public shareholding C = C1+C2																		

Shweta

